



To,
The Bombay Stock Exchange Limited,
Phiroze Jeejeebhoy Towers,
Dalal Street, Mumbai - 400 001
Maharashtra, India

Dear Sir,

Sub: Submission of unaudited half yearly financial results of the Company for the half year ended 30th September, 2017 pursuant to Regulation 52 of the Securities Exchange Board of India (Listing Obligations and Disclosure Requirements) Regulations, 2015

Ref: ISIN -INE413U07012; Scrip Code -953606

With reference to the above mentioned subject and pursuant to the provisions of Regulation 52 of the SEBI (Listing Obligations and Disclosure Requirements) Regulations, 2015, we are hereby enclosing the Standalone and Consolidated unaudited half yearly financial results of the Company for the half year ended 30th September, 2017 along with Limited Review Report in the prescribed format for your kind perusal.

Further, the certificate from the Debenture Trustees in terms of Regulation 52 (5) shall be submitted shortly.

Request your good-self to kindly take the same on record and acknowledge the receipt of the same.

Thanking you,

Yours' Faithfully,

For Samasta Microfinance Limited,



Sutheja K.J.
Company Secretary
M.No:-A39340

Date: October 16, 2017

Place: Bangalore

SAMASTA MICROFINANCE LIMITED

CIN: U65191KA1995PLC057884


Registered Office: No. 418, 1/2A, 4th Cross, 6th Main, Wilson Garden, Bangalore - 560027.

Website: www.samasta.co.in, Tel: 080 4291 3500

STANDALONE STATEMENT OF PROFIT AND LOSS FOR THE HALF YEAR ENDED 30TH SEPTEMBER, 2017


Particulars	Half Year ended 30th September, 2017 (Unaudited)	Corresponding half year in the previous year ended 30th September, 2016 (Unaudited)	Year to date figures ended 30th September, 2017 (Unaudited)	Previous Year ended 31st March, 2017 (Audited)
	Rs.	Rs.	Rs.	Rs.
1. Interest earned (a)+(b)+(c)+(d)				
(a) Interest/disc. on advances/ bills	256,024,629	114,082,320	256,024,629	197,194,881
(b) Income on investments	-	-	-	-
(c) Interest on balances with Reserve Bank of India and other interbank funds	-	-	-	-
(d) Others	4,738,402	47,090,789	4,738,402	123,236,546
2. Other Income	31,440,016	5,203,303	31,440,016	8,015,861
3. Total Income (1+2)	292,203,047	166,376,412	292,203,047	328,447,288
4. Interest Expended	109,810,206	90,180,699	109,810,206	138,500,056
5. Operating Expenses (i)+(ii)				
(i) Employee benefits expenses	101,055,340	41,277,829	101,055,340	112,174,369
(ii) Other operating expenses (All items exceeding 10% of the total expenditure excluding interest expenditure may be shown separately)	51,453,395	24,431,385	51,453,395	61,021,313
6. Total Expenses (4+5) excluding provisions and contingencies	262,318,941	155,889,913	262,318,941	311,695,738
7. Operating Profit before Provisions and Contingencies (3-6)	29,884,106	10,486,499	29,884,106	16,751,550
8. Provisions (other than tax) and Contingencies	85,422,004	2,972,419	85,422,004	10,517,255
9. Exceptional Items				
10. Profit (+)/ Loss (-) from Ordinary Activities before tax (7-8-9)	(55,537,898)	7,514,080	(55,537,898)	6,234,295
11. Tax expenses-				
(a) Current tax	12,047,837	2,550,000	12,047,837	1,450,000
(b) Deferred tax	(7,506,754)	(836,815)	(7,506,754)	(3,305,593)
12. Net Profit(+)/ Loss(-) from Ordinary Activities after tax (10-11)	(60,078,981)	5,800,895	(60,078,981)	8,089,888
13. Extraordinary items (net of tax expense)				
14. Net Profit (+)/ Loss (-) for the period (12-13)	(60,078,981)	5,800,895	(60,078,981)	8,089,888
15. Paid-up equity share capital (Equity shares of Rs.10 each)	61,34,46,110	10,47,00,000	61,34,46,110	613,446,110
16. Reserves excluding Revaluation Reserves (as per balance sheet of previous accounting year)	(29,800,747)	2,73,99,623	(20,744,796)	30,086,348
17. Analytical Ratios-				
(i) Capital Adequacy Ratio	22.77	20.93	22.77	44.24%
(ii) Earnings per Equity Share (Face value of Rs.10/- each):				
(a) Basic	(0.98)	0.55	(0.98)	0.59
(b) Diluted	(0.98)	0.55	(0.98)	0.59
18. NPA Ratios-				
a) Gross NPA (in lakh)	1172	26.69	1172	8.37
b) % of Gross NPA	4.21%	0.37%	4.21%	0.06%
c) Return on Assets	0.46%	1.20%	0.46%	0.25%


*strike off whichever is not applicable



- Note: 1. Employee cost under Operating expenses to include all forms of consideration in exchange for services rendered by employees. It should also include provisions for post-employment benefits such as gratuity, pension, other retirement benefits, etc.
2. Extraordinary items as defined in Accounting Standard 5 as income or expenses that arise from the ordinary activities of the enterprise and therefore, are not expected to recur frequently or regularly.
3. The unaudited financial results for the half year ended 30.09.2017 have been reviewed by the Audit Committee and approved by the Board of Directors vide Meeting dated 16.10.2017
4. The figures of the previous year have been regrouped and re-classified wherever necessary, to conform to the current period's classification.

For and on behalf of Samasta Microfinance Limited


N. Venkatesh
Managing Director
DIN: 01018821



Date: 16.10.2017
Place: Bangalore


STANDALONE BALANCE SHEET AS AT 30TH SEPTEMBER, 2017

Particulars		As at current half year ended 30th September, 2017 (Unaudited)	As at previous year ended 31st March, 2017 (Audited)
		Rs.	Rs.
I	EQUITY AND LIABILITIES		
(1)	Shareholder's Funds		
	(a) Share Capital	613,446,110	613,446,110
	(b) Reserves and Surplus	(29,800,747)	30,086,348
		583,645,363	643,532,458
(2)	Non-Current Liabilities		
	(a) Long-term borrowings	762,083,463	682,670,317
	(b) Long-term provisions	101,732,882	23,607,225
		863,816,345	706,277,542
(3)	Current Liabilities		
	(a) Other current liabilities	1,849,079,294	906,318,873
	(b) Short-term provisions	6,766,522	1,450,000
		1,855,845,816	907,768,873
	Total	3,303,307,524	2,257,578,873
II	ASSETS		
(1)	Non-current assets		
	(a) Fixed assets		
	(i) Tangible assets	28,849,491	21,315,419
	(ii) Intangible assets	992,762	725,220
	(b) Non-current investments	10,500,000	10,500,000
	(c) Deferred tax assets (Net)	12,293,770	4,787,015
	(d) Long-term loans and advances	981,890,278	-
	(e) Other non-current assets	102,527,602	544,347,843
		1,137,053,903	581,675,497
(2)	Current assets		
	(a) Trade Receivables	1,820,667,720	1,067,314,077
	(b) Cash and Cash equivalents	271,254,730	566,319,601
	(c) Short-term loans and advances	52,464,172	16,522,487
	(d) Other current assets	21,866,999	25,747,211
		2,166,253,622	1,675,903,376
	Total	3,303,307,524	2,257,578,873

Note: The unaudited financial results for the half year ended 30.09.2017 have been reviewed by the Audit Committee and approved by the Board of Directors vide Meeting dated 16.10.2017
The figures of the previous year have been regrouped and re-classified, wherever necessary, to conform to the current period's

For and on behalf of Samasta Microfinance Limited

N. Venkatesh
Managing Director
DIN: 01018821



Date: 16.10.2017
Place: Bangalore

SAMASTA MICROFINANCE LIMITED

CIN: U65191KA1995PLC057884


Registered Office: No. 418, 1/2A, 4th Cross, 6th Main, Wilson Garden, Bangalore - 560027.

Website: www.samasta.co.in, Tel: 080 4291 3500

CONSOLIDATED STATEMENT OF PROFIT AND LOSS FOR THE HALF YEAR ENDED 30TH SEPTEMBER, 2017

Particulars	Half Year ended 30th September, 2017 (Unaudited)	Corresponding half year in the previous year ended 30th September, 2016 (Unaudited)	Year to date figures ended 30th September, 2017 (Unaudited)	Previous Year ended 31st March, 2017 (Audited)
	Rs.	Rs.	Rs.	Rs.
1. Interest earned (a)+(b)+(c)+(d)				
(a) Interest/disc. on advances/ bills	256,024,629	114,082,320	256,024,629	197,194,881
(b) Income on investments	-	-	-	-
(c) Interest on balances with Reserve Bank of India and other interbank funds	-	-	-	-
(d) Others	4,738,402	47,090,789	4,738,402	123,236,546
2. Other Income	31,772,863	5,203,303	31,772,863	1,03,71,001
3. Total Income (1+2)	292,535,894	166,376,412	292,535,894	330,802,428
4. Interest Expended	109,810,206	90,180,699	109,810,206	138,500,431
5. Operating Expenses (i)+(ii)				
(i) Employee benefits expenses	101,055,340	41,277,829	101,055,340	112,174,369
(ii) Other operating expenses (All items exceeding 10% of the total expenditure excluding interest expenditure may be shown separately)	51,594,356	24,431,385	51,594,356	62,886,532
6. Total Expenses (4+5) excluding provisions and contingencies	262,459,902	155,889,913	262,459,902	313,561,332
7. Operating Profit before Provisions and Contingencies (3-6)	30,075,992	10,486,499	30,075,992	17,241,096
8. Provisions (other than tax) and Contingencies	85,422,004	2,972,419	85,422,004	10,469,973
9. Exceptional Items				
10. Profit (+)/ Loss (-) from Ordinary Activities before tax (7-8-9)	(55,346,012)	7,514,080	(55,346,012)	6,771,123
11. Tax expenses-				
(a) Current tax	12,047,837	2,550,000	12,047,837	1,600,000
(b) Deferred tax	(7,506,754)	(836,815)	(7,506,754)	(3,305,593)
12. Net Profit(+)/ Loss(-) from Ordinary Activities after tax (10-11)	(59,887,095)	5,800,895	(59,887,095)	8,476,716
13. Extraordinary items (net of tax expense)				
14. Net Profit (+)/ Loss (-) for the period (12-13)	(59,887,095)	5,800,895	(59,887,095)	8,476,716
15. Paid-up equity share capital (Equity shares of Rs.10 each)	61,34,46,110	10,47,00,000	61,34,46,110	613,446,110
16. Reserves excluding Revaluation Reserves (as per balance sheet of previous accounting year)	(18,051,353)	2,73,99,623	(18,051,353)	3,25,87,904
17. Analytical Ratios-				
(i) Capital Adequacy Ratio	22.77	20.93	22.77	44.24%
(ii) Earnings per Equity Share (Face value of Rs.10/- each):				
(a) Basic	(0.98)	0.55	(0.98)	0.55
(b) Diluted	(0.98)	0.55	(0.98)	0.55
18. NPA Ratios-				
a) Gross NPA (in lakh)	1172	26.69	1172	8.37
b) % of Gross NPA	4.21%	0.37%	4.21%	0.06%
c) Return on Assets	0.46%	1.20%	0.46%	0.25%

*strike off whichever is not applicable





Note: 1. Employee cost under Operating expenses to include all forms of consideration in exchange for services rendered by employees. It should also include provisions for post-employment benefits such as gratuity, pension, other retirement benefits, etc.

2. Extraordinary items as defined in Accounting Standard 5 as income or expenses that arise from the ordinary activities of the enterprise and therefore, are not expected to recur frequently or regularly.

3. The unaudited financial results for the half year ended 30.09.2017 have been reviewed by the Audit Committee and approved by the Board of Directors vide Meeting dated 16.10.2017

4. The figures of the previous year have been regrouped and re-classified wherever necessary, to conform to the current period's classification.

For and on behalf of Samasta Microfinance Limited

N. Venkatesh
Managing Director
DIN: 01018821

Date: 16.10.2017
Place: Bangalore

CDNSOLIDATED BALANCE SHEET AS AT 30TH SEPTEMBER, 2017


Particulars	As at current half year ended 30th September, 2017 (Unaudited)	As at previous year ended 31st March, 2017 (Audited)
	Rs.	Rs.
I EQUITY AND LIABILITIES		
(1) Shareholder's Funds		
(a) Share Capital	613,446,110	613,446,110
(b) Reserves and Surplus	(27,299,190)	3,25,87,904
	586,146,920	64,60,34,014
(2) Non-Current Liabilities		
(a) Long-term borrowings	762,083,463	682,670,317
(b) Long-term provisions	101,732,882	23,607,225
	863,816,345	706,277,542
(3) Current Liabilities		
(a) Other current liabilities	1,849,264,294	906,343,873
(b) Short-term provisions	6,766,522	3,400,000
	1,856,030,816	909,743,873
Total	3,305,994,081	2,26,20,55,429
II ASSETS		
(1) Non-current assets		
(a) Fixed assets		
(i) Tangible assets	28,849,491	21,315,419
(ii) Intangible assets	992,762	725,220
(b) Non-current investments	500,000	5,00,000
(c) Deferred tax assets (Net)	12,293,769	4,787,015
(d) Long-term loans and advances	982,116,946	-
(e) Other non-current assets	102,527,602	54,61,79,214
	1,127,280,570	57,35,06,868
(2) Current assets		
(a) Trade Receivables	1,823,125,279	1,06,97,71,636
(b) Cash and Cash equivalents	271,466,350	56,65,38,372
(c) Short-term loans and advances	52,272,287	1,67,44,400
(d) Other current assets	31,849,595	3,54,94,153
	2,178,713,511	1,68,85,48,561
Total	3,305,994,081	2,26,20,55,429

Note: The unaudited financial results for the half year ended 30.09.2017 have been reviewed by the Audit Committee and approved by the Board of Directors vide Meeting dated 16.10.2017
The figures of the previous year have been regrouped and re-classified, wherever necessary, to conform to the current period's

For and on behalf of Samasta Microfinance Limited

N. Venkatesh
Managing Director
DIN: 01018821

Date: 16.10.2017
Place: Bangalore





Certificate

Cert/ 241 /2017

Review Report to **BSE Limited**

We have reviewed the accompanying statement of unaudited financial results of M/s Samasta Microfinance Limited for the period ended 30th September 2017. This statement is the responsibility of the Company's Management and has been approved by the Board of Directors. Our responsibility is to issue a report on these financial statements based on our review.

We conducted our review in accordance with the Standard on Review Engagement (SRE) 2400, Engagements to Review Financial Statements issued by the Institute of Chartered Accountants of India. This standard requires that we plan and perform the review to obtain moderate assurance as to whether the financial statements are free of material misstatement. A review is limited primarily to inquiries of company personnel and analytical procedures applied to financial data and thus provides less assurance than an audit. We have not performed an audit and accordingly, we do not express an audit opinion.

Based on our review conducted as above, nothing has come to our attention that causes us to believe that the accompanying statement of unaudited financial results prepared in accordance with applicable accounting standards and other recognized accounting practices and policies has not disclosed the information required to be disclosed in terms of Regulation 52 of the Listing Regulations including the manner in which it is to be disclosed, or that it contains any material misstatement or that it has not been prepared in accordance with the relevant prudential norms issued by the Reserve Bank of India in respect of income recognition, asset classification, provisioning and other related matters.

Place: Bangalore

Date: 16.10.2017

For Gowthama and Company
Chartered Accountants

Pundarikaksha

Pundarikaksha

Partner

Mem No:214283